

National Taipei University of Education

Turnitin –
Thesis Originality Detection System

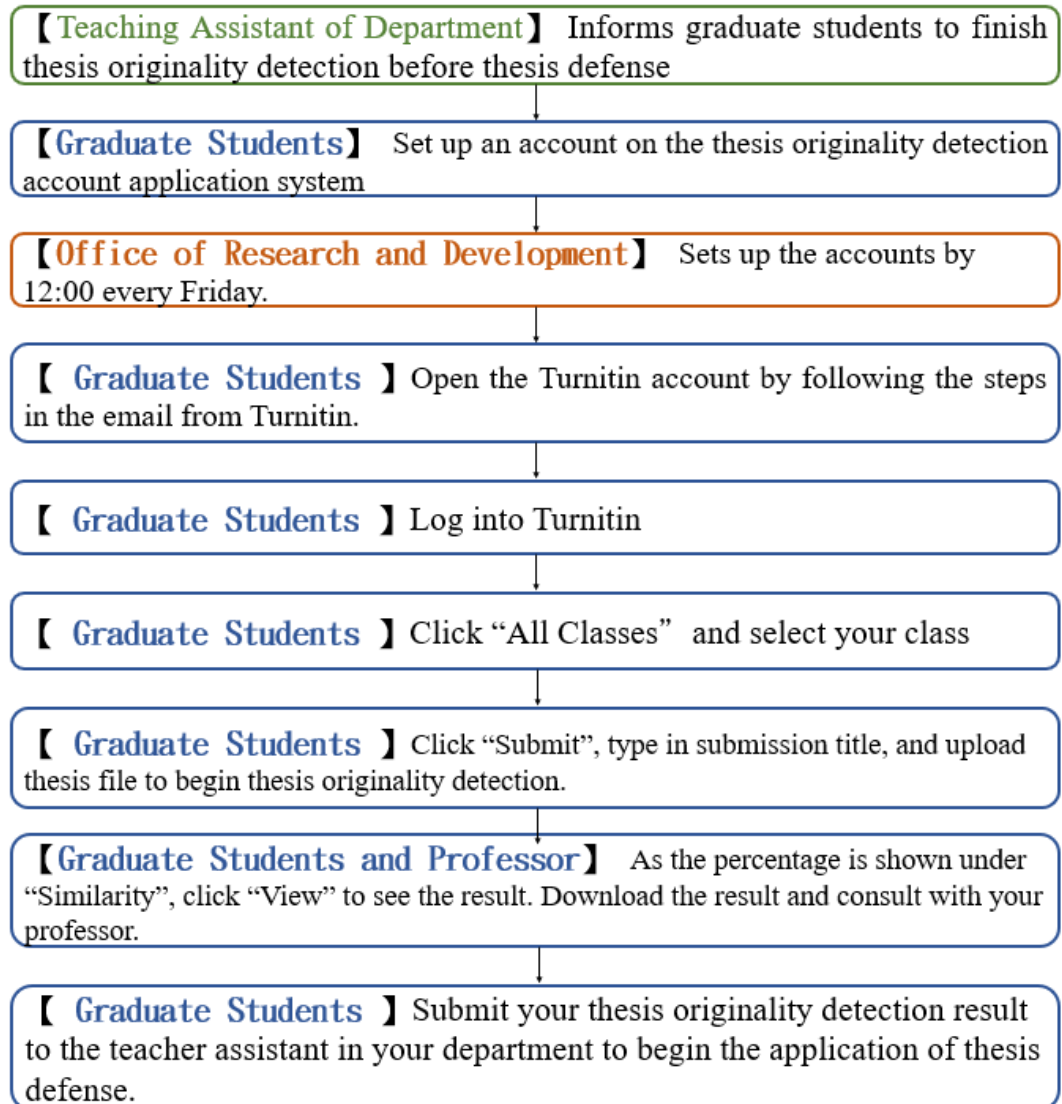
【Student Guide Book】

2022/10

Table of Contents

1. Outline for Conducting Thesis Originality Detection	1
2. Steps of Setting Up an Account.....	2
3. Steps of Conducting Thesis Originality Detection	10
4. Apply for Thesis Defense	18
5. Q&A.....	19

1. Outline for Conducting Thesis Originality Detection



2. Steps of Setting Up an Account

Step1 : Visit the website of Office of Research and Development of NTUE, click on "Thesis originality detection account application system"

(Link : <https://papercheck.ntue.edu.tw/>) 。



Step2 : Type in User Name (學生學號) and Password (校務系統密碼) (Same as the one for iNTUE) , click "Sign in" (登入)

A login form for the 'Thesis originality detection account application system'. It contains two input fields: '學生學號:' (Student ID) and '校務系統密碼:' (University System Password). Below these fields are two buttons: '登入' (Sign in) and '無教務帳號者' (No academic account holder). The '登入' button is highlighted with a red box. Below the buttons, there are links for '[相關操作手冊]' (Related operation manual) and '[教育訓練影片]' (Education training video). At the bottom, there is a note: '[請使用 Google Chrome 瀏覽器，以達最佳效果]' (Please use Google Chrome browser for the best effect).

Step3 : Check your personal information and make sure it is correct, type in your email address for Turnitin thesis originality detection system (this will be used as your login user name for Turnitin), then click “Submit” (送出申請)



[碩博士學位論文] Turnitin帳號申請表

所屬學院 *	<input type="text"/>	所屬系(所) *	<input type="text"/>
姓名 *	姓: <input type="text"/> 名: <input type="text"/>	學號	<input type="text"/>
Email *	<input type="text"/> (作為Turnitin登入帳號)		

Copyright ©2022 國立臺北教育大學 All rights reserved.

Step4 : After signing up, the staff of Office of Research and Development will set up the accounts by 12:00 every Friday. For the accounts signed up after 12:00 on Friday will be set up on the following Friday.



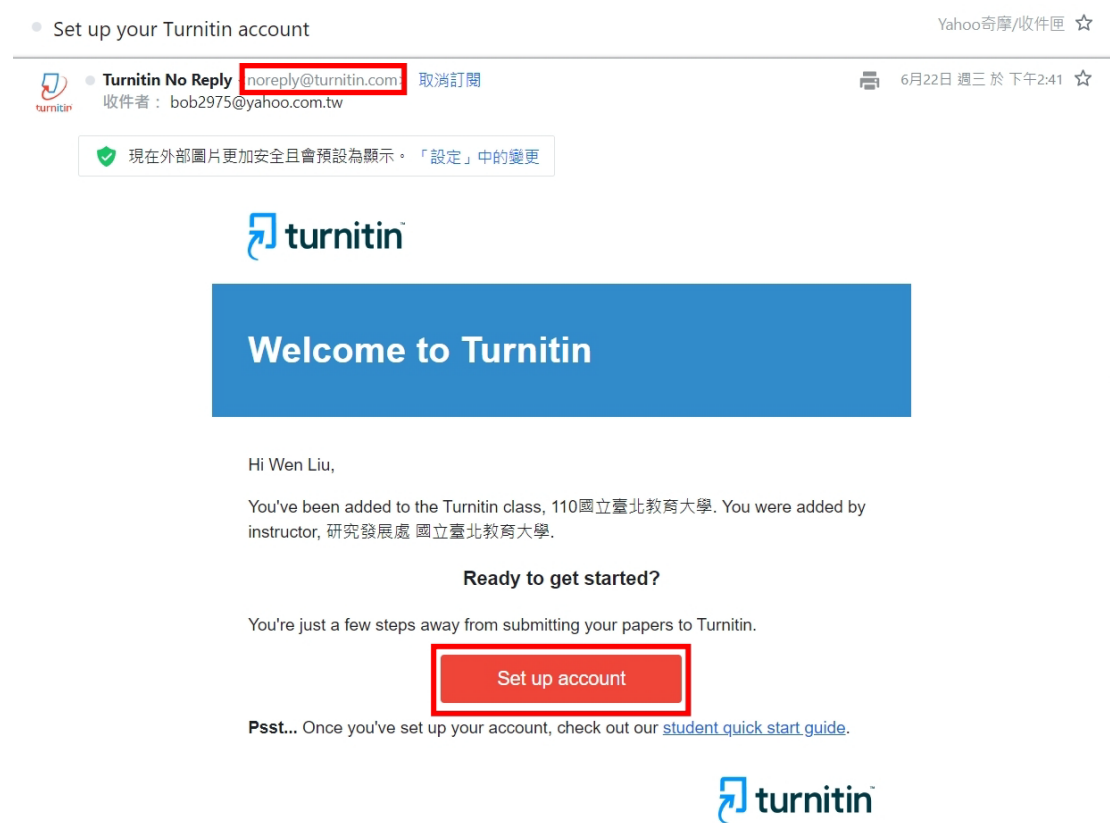
[碩博士學位論文] Turnitin帳號申請

申請單已送出，
帳號建置完成後會寄發通知信，
請耐心等待及留意您的信箱。

Copyright ©2022 國立臺北教育大學 All rights reserved.

Step5 : When the account is set up, you will receive an email from Turnitin thesis originality detection system (Email: noreply@turnitin.com). Open the email and click “Set up account”

If you didn't receive the email, please check your spam folder.



Step6 : Type in “Email Address” (Same as the one you use to sign up for the account) and “Last Name or Family Name” Click “Next”, and you will receive an email to help you create password.



Account Setup

To set up your account, please enter your email address and last name or family name.

Email Address

Last Name or Family Name

You can find this information in your Turnitin welcome email.

If you no longer have access to this email, ask your Turnitin instructor to look up your email address. If you are an instructor, please refer to your Turnitin administrator for this information.

Next

[Privacy Pledge](#) | [Privacy Policy](#) | [Terms of Service](#) | [EU Data Protection Compliance](#) | [Copyright Protection](#) | [Legal FAQs](#)



Account Setup

To validate your account, we've sent an email to: **bob2975@yahoo.com.tw**

You have 24 hours to click the link in your email to continue with your account setup.

[Privacy Pledge](#) | [Privacy Policy](#) | [Terms of Service](#) | [EU Data Protection Compliance](#) | [Copyright Protection](#) | [Legal FAQs](#)

Copyright © 1998 – 2022 [Turnitin, LLC](#). All rights reserved.

Step7 : Open the email and click “Create password”

• Create your Turnitin password

Yahoo奇摩/收件匣 ☆



• **Turnitin No Reply** <noreply@turnitin.com> 取消訂閱
收件者： bob2975@yahoo.com.tw



10月17日 週一 於 下午4:56 ☆



Create your password

Hi Wen Liu,

Your account is almost set up. Click below to create your password.

Create password

The link in this email will expire after 24 hours. Click [here](#) to request a new link.



Step8 : Create your own password, click “Create Password” to finish the password setup.



Create Your Password

To finish setting up your account, please enter a password.

Your password must be at least 8 characters long.

[Cancel](#)

[Privacy Pledge](#) | [Privacy Policy](#) | [Terms of Service](#) | [EU Data Protection Compliance](#) | [Copyright Protection](#) | [Legal FAQs](#)

Copyright © 1998 – 2022 [Turnitin, LLC](#). All rights reserved.



Account Setup Complete


You can now log in to your account using your email address and password.

Learn more about your next steps by checking out our [quick start guides](#).

[Privacy Pledge](#) | [Privacy Policy](#) | [Terms of Service](#) | [EU Data Protection Compliance](#) | [Copyright Protection](#) | [Legal FAQs](#)

Copyright © 1998 – 2022 [Turnitin, LLC](#). All rights reserved.

Step9 : Type in your Email address and Password, then click “Log in”




Log in to Turnitin


Email address

Password

Log in

Or


 Sign in with Google

 Log in with Clever

Forgot your password? [Click here.](#)

Need more help? [Click here.](#)

Step10 : Confirm your user information and click “I Agree -- Continue ” to finish the account setup.



Welcome to Turnitin!

You have been added as a student to the account 110國立臺北教育大學.

Before you can get started, we want to confirm your user information and give you the chance to set up your secret question and answer. Please feel free to change any other information as needed.

When you are done, click "next" to continue.

your email •
bob2975@yahoo.com.tw


Secret question •
Please select a secret question. ▾

Question answer •
▾

your first name •
Wen

your last name •
Liu

Next



User Agreement

Our user agreement has been updated. Please read our user agreement below and agree or disagree to its terms and conditions:

Turnitin End-User License Agreement

*Users who are not in the European Union refer to Section A only.

**Users in the European Union refer to Section B.

Protecting your personal data and privacy is our top priority. We are fully committed to transparency, accountability and using technology responsibly, no matter what changes emerge from our rapidly evolving digital world. We implement appropriate technical and organizational

I Agree -- Continue I Disagree -- Logout

Copyright © 1998 – 2022 Turnitin, LLC. All rights reserved.

[Privacy Policy](#) [Privacy Pledge](#) [Terms of Service](#) [EU Data Protection Compliance](#) [Copyright Protection](#) [Legal FAQs](#) [Helpdesk](#)

3. Steps of Conducting Thesis Originality Detection

Step1 : Visit the website of Office of Research and Development of NTUE, click on” Thesis originality detection system”

(Link : https://www.turnitin.com/login_page.asp?lang=zh_tw) , and log into your account.



Log in to Turnitin

Email address

Password

Log in

Or

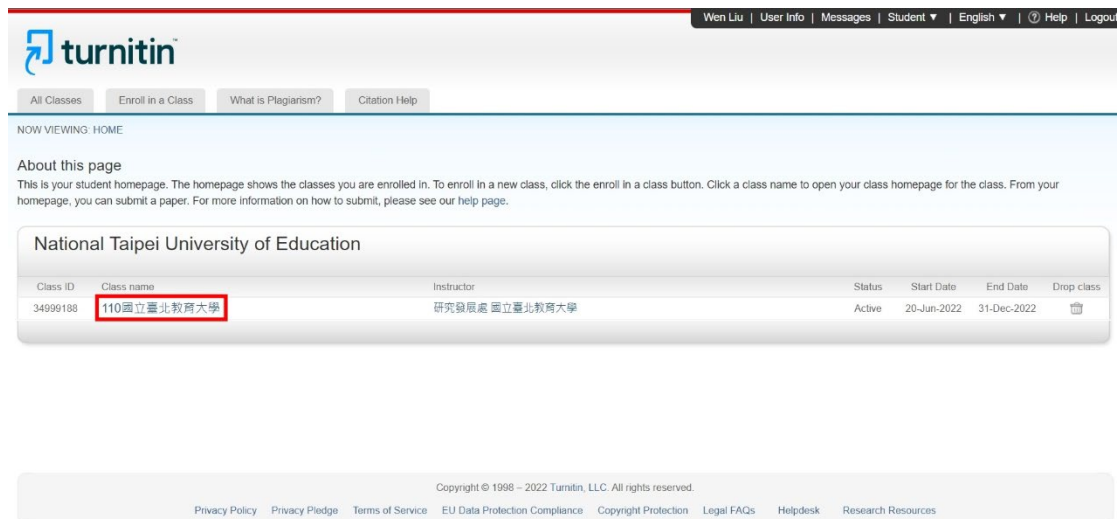
Sign in with Google

Log in with Clever

Forgot your password? [Click here.](#)

Need more help? [Click here.](#)

Step2 : Click “All Classes” and select your class



turnitin

Wen Liu | User Info | Messages | Student ▾ | English ▾ | Help | Logout

All Classes | Enroll in a Class | What is Plagiarism? | Citation Help

NOW VIEWING: HOME

About this page
This is your student homepage. The homepage shows the classes you are enrolled in. To enroll in a new class, click the enroll in a class button. Click a class name to open your class homepage for the class. From your homepage, you can submit a paper. For more information on how to submit, please see our help page.

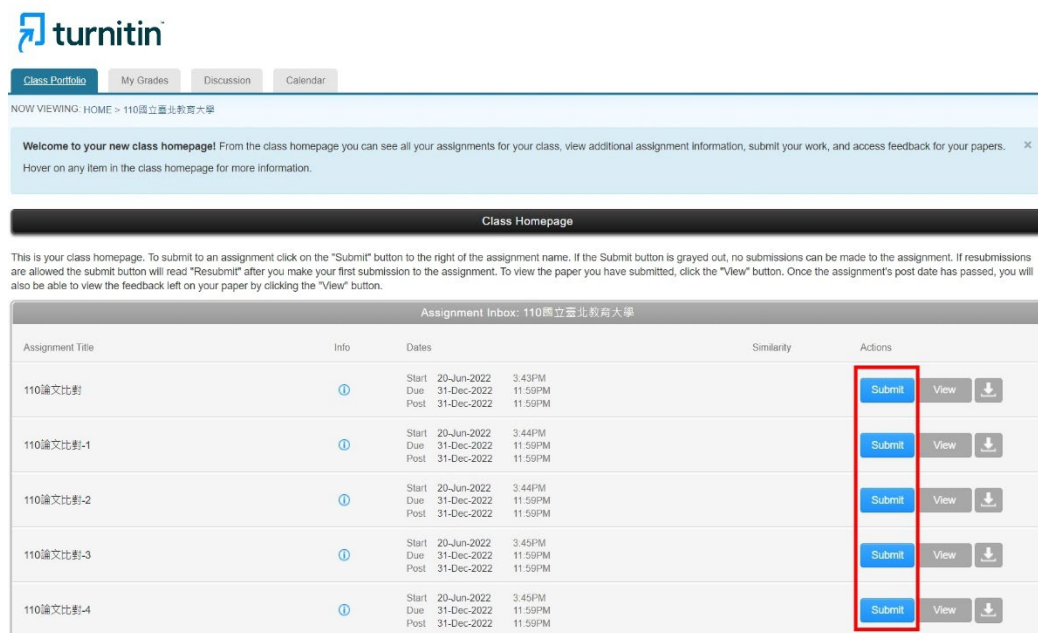
National Taipei University of Education

Class ID	Class name	Instructor	Status	Start Date	End Date	Drop class
34999188	110國立臺北教育大學	研究發展處 國立臺北教育大學	Active	20-Jun-2022	31-Dec-2022	

Copyright © 1998 – 2022 Turnitin, LLC. All rights reserved.

Privacy Policy | Privacy Pledge | Terms of Service | EU Data Protection Compliance | Copyright Protection | Legal FAQs | Helpdesk | Research Resources

Step3 : Click “Submit”



turnitin

Class Portfolio | My Grades | Discussion | Calendar

NOW VIEWING: HOME > 110國立臺北教育大學

Welcome to your new class homepage! From the class homepage you can see all your assignments for your class, view additional assignment information, submit your work, and access feedback for your papers. ✕
Hover on any item in the class homepage for more information.

Class Homepage

This is your class homepage. To submit to an assignment click on the “Submit” button to the right of the assignment name. If the Submit button is grayed out, no submissions can be made to the assignment. If resubmissions are allowed the submit button will read “Resubmit” after you make your first submission to the assignment. To view the paper you have submitted, click the “View” button. Once the assignment’s post date has passed, you will also be able to view the feedback left on your paper by clicking the “View” button.

Assignment Inbox: 110國立臺北教育大學

Assignment Title	Info	Dates	Similarity	Actions
110論文比對		Start 20-Jun-2022 3:43PM Due 31-Dec-2022 11:59PM Post 31-Dec-2022 11:59PM		<div>Submit View </div>
110論文比對-1		Start 20-Jun-2022 3:44PM Due 31-Dec-2022 11:59PM Post 31-Dec-2022 11:59PM		<div>Submit View </div>
110論文比對-2		Start 20-Jun-2022 3:44PM Due 31-Dec-2022 11:59PM Post 31-Dec-2022 11:59PM		<div>Submit View </div>
110論文比對-3		Start 20-Jun-2022 3:45PM Due 31-Dec-2022 11:59PM Post 31-Dec-2022 11:59PM		<div>Submit View </div>
110論文比對-4		Start 20-Jun-2022 3:45PM Due 31-Dec-2022 11:59PM Post 31-Dec-2022 11:59PM		<div>Submit View </div>

Step4 :

Choose the submission type based on the amount of segmented thesis. Type in the Submission title and upload the files onto the system to begin the thesis originality detection.

The screenshot shows the Turnitin submission interface for Step 4: Single File Upload. The user is logged in as Wen Liu. The submission title field is highlighted with a red box. Below the title field, there are three options for where to choose the file to upload: 'Choose from this computer', 'Choose from Dropbox', and 'Choose from Google Drive'. The 'Choose from this computer' option is highlighted with a red box. At the bottom, the 'Upload' button is highlighted with a red box.

Class Portfolio My Grades Discussion Calendar

NOW VIEWING: HOME > 110國立臺北教育大學

Submit: Single File Upload STEP ● ○ ○

First name
Wen

Last name
Liu

Submission title

What can I submit?

Choose the file you want to upload to Turnitin:

Choose from this computer

Choose from Dropbox

Choose from Google Drive

We take your privacy very seriously. We do not share your details for marketing purposes with any external companies. Your information may only be shared with our third party partners so that we may offer our service.

Upload Cancel

Step5 : Click “Confirm” to confirm your upload files.

The screenshot shows the Turnitin submission interface for Step 5: Confirm Upload. The user is logged in as Wen Liu. The submission title is '110論文比對' and the submission title is '測試123'. A yellow banner indicates 'Processing: 123 (2).pdf'. A message box states: 'You must click confirm to complete your upload. Your preview is taking longer than expected to generate. Your full digital receipt and file will appear in your account within a few hours.' At the bottom, the 'Confirm' button is highlighted with a red box.

turnitin

Class Portfolio My Grades Discussion Calendar

NOW VIEWING: HOME > 110國立臺北教育大學

Submit: Single File Upload STEP ● ● ○

Processing: 123 (2).pdf

Author:
Wen Liu

Assignment title:
110論文比對

Submission title:
測試123

You must click confirm to complete your upload.
Your preview is taking longer than expected to generate. Your full digital receipt and file will appear in your account within a few hours.

We take your privacy very seriously. We do not share your details for marketing purposes with any external companies. Your information may only be shared with our third party partners so that we may offer our service.

Confirm Cancel

Step6 : Click “Back to job list” and wait for the result of the detection.

Congratulations - you have completed your submission! Here is your electronic reply slip.
You can print this receipt from the document viewer.

author:
Wen Liu

Job Title:
110 Paper Comparison

Submit item title:
Test 123

file name:
123 (2).pdf

Document size:
24.94M

Total number of pages:
151

Total text:
122

Total characters:
267

Submission Date:
17-Oct-2022 05:51pm (UTC+0800)

Submit object code:
1927554697

德國學校體育課程蘊義之研究 -以
北萊茵西法倫邦 (Nordrhein-
Westfalen) 中等教育學校為例
作者: 劉文

We take your privacy very seriously. We will not share your information with any outside companies for marketing purposes. Your information is only shared with our third-party partners so that we can provide our services.

[Back to job list](#)

Step7 : Click “View” once the percentage is shown under the title “Similarity”



Class Portfolio My Grades Discussion Calendar

NOW VIEWING: HOME > 110國立臺北教育大學

Welcome to your new class homepage! From the class homepage you can see all your assignments for your class, view additional assignment information, submit your work, and access feedback for your papers. Hover on any item in the class homepage for more information.

Class Homepage

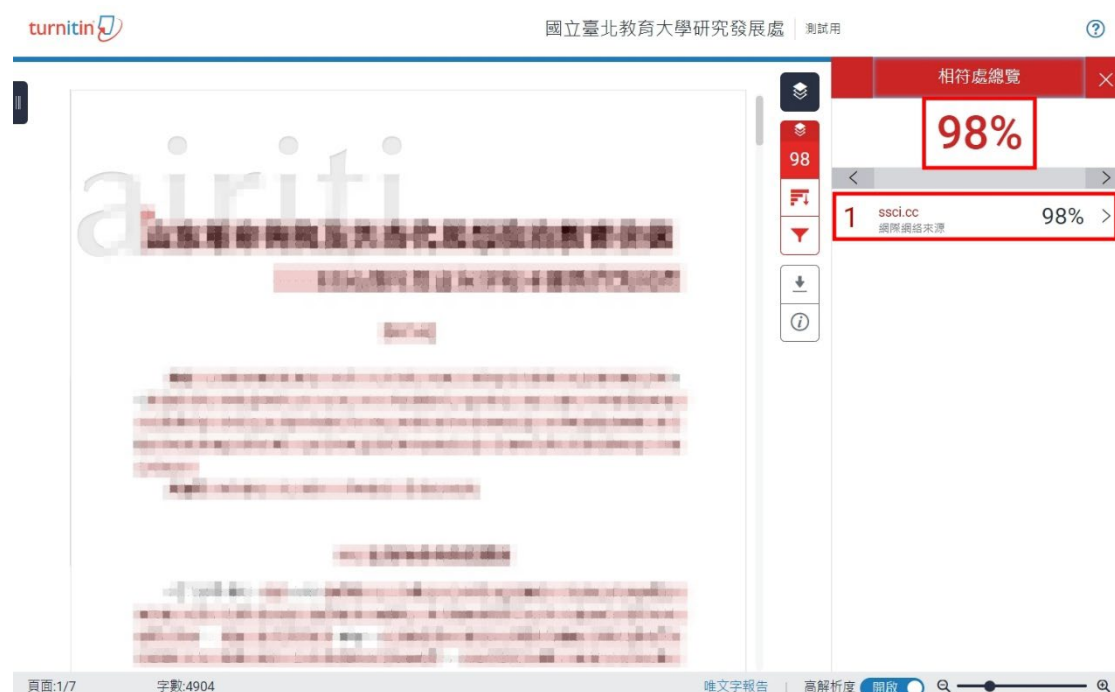
This is your class homepage. To submit to an assignment click on the "Submit" button to the right of the assignment name. If the Submit button is grayed out, no submissions can be made to the assignment. If resubmissions are allowed the submit button will read "Resubmit" after you make your first submission to the assignment. To view the paper you have submitted, click the "View" button. Once the assignment's post date has passed, you will also be able to view the feedback left on your paper by clicking the "View" button.

Assignment Inbox: 110國立臺北教育大學						
Assignment Title	Info	Dates		Similarity		Actions
110論文比對	①	Start	20-Jun-2022 3:43PM	31%		Resubmit View
110論文比對-1	①	Start	20-Jun-2022 3:44PM			Submit View
110論文比對-2	①	Start	20-Jun-2022 3:44PM			Submit View
110論文比對-3	①	Start	20-Jun-2022 3:45PM			Submit View
110論文比對-4	①	Start	20-Jun-2022 3:45PM			Submit View


Step8 : View the result of thesis originality detection. The number in the upper righthand side is the percentage of similarity. Click the number to view more details.

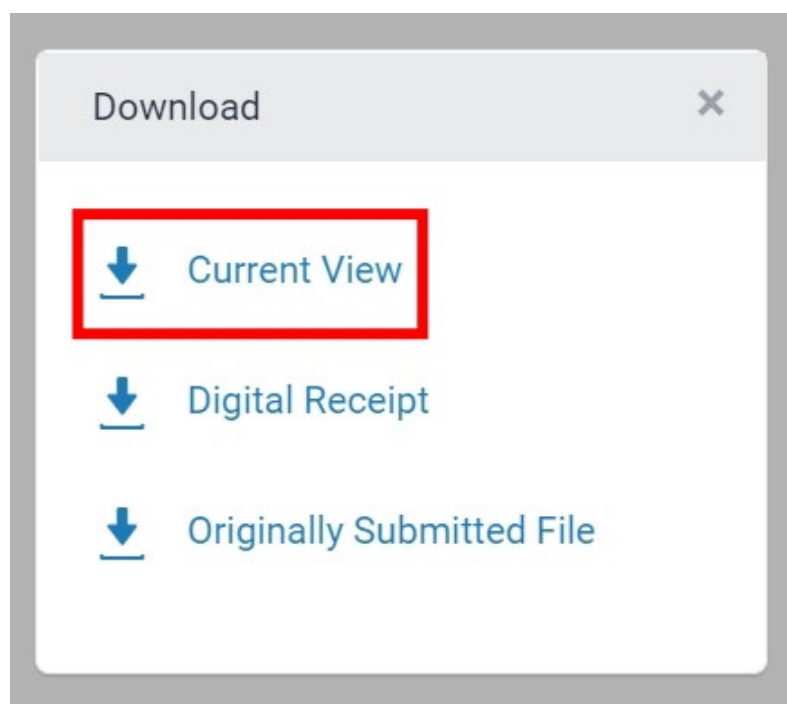
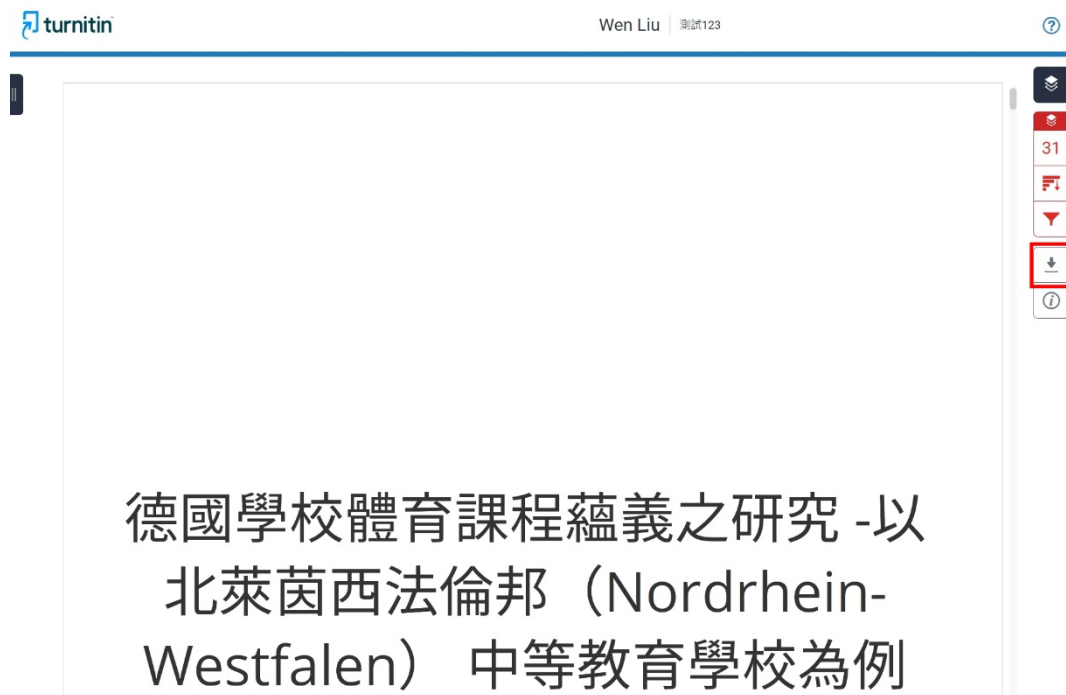


The screenshot shows the Turnitin web interface. At the top, the Turnitin logo is on the left, and the text "國立臺北教育大學研究發展處" and "測試用" is in the center. A question mark icon is on the right. The main area displays a document with a large "airiti" watermark. The document title is "山東革命傳統及其當代思想政治教育價值——以抗戰時期山東學校平糶教育為視角". The document content is mostly redacted with black boxes. On the right side, there is a vertical toolbar with icons for document, similarity score, and other functions. The similarity score "98" is prominently displayed in a red box. At the bottom, there is a status bar with "頁面:1/7", "字數:4904", and a "唯文字報告" button.


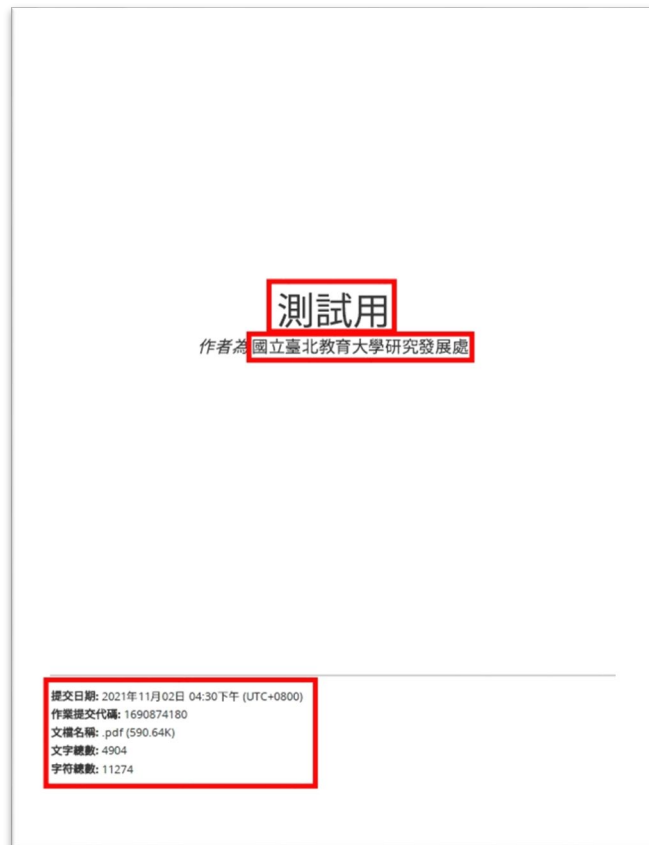


This screenshot shows the Turnitin interface with the similarity score "98" highlighted in a red box. A "相符處總覽" (Summary of Similarities) panel is open on the right, showing a list of sources. The first source is "1 ssci.cc 國際網絡來源" with a similarity score of "98%". The document content is mostly redacted with black boxes. The status bar at the bottom shows "頁面:1/7", "字數:4904", and a "唯文字報告" button.

Step9 : Click “Download” () and select “Current View” to download your result of thesis originality detection.



Step10 : The result of thesis originality detection.



測試用

原創性報告

98%
相似度指數

98%
網際網絡來源

0%
出版物

0%
學生文稿

主要來源

1 ssci.cc 網際網絡來源 98%

排除引述 開 排除相符處 < 5%
排除參考書目 開

4. Apply for Thesis Defense

After finishing the thesis originality detection, please consult with your professor about the result. Revise your thesis and conduct thesis originality detection again. If there is no need for revision and the professor grant your application of thesis defense, please submit your result of thesis originality detection and required documents based on the regulations of your department to apply for thesis defense.

5. Q&A

Q1 : How to view and revise the result of thesis originality detection? Does the university have criteria concerned with the result?

A : So far, the university has not formulated criteria concerned with the result. In the result of originality detection, different colors will be used to mark the similarities between your thesis and other theses. You are advised to add references or revise the content of thesis after viewing the color-marked words. Finally, consult with your professor to meet the academic integrity.

Q2 : What are the procedures of thesis originality detection?

A : First, go to the Thesis originality detection account application system (<https://papercheck.ntue.edu.tw/>) and apply for an account. Second, you will receive an email from Turnitin. Open the email and follow the steps to open an account. Finally, once your account is opened, you can start to use Turnitin (https://www.turnitin.com/login_page.asp?lang=zh_tw)

Q3 : It's been 7 days since I submitted my account application on Thesis originality detection account application system, why haven't I received the email from Turnitin?

A : Please check if the email is in your spam folder. If not, please contact Mr. Wen-Xian You in the Office of Research and Development (Extension number: 85051).

Q4 : How many times can I conduct thesis originality detection? Is there a limit?

A : the Office of Research and Development set up 5 thesis originality detection folders on Turnitin every semester. There is no limit concerned with how many times you can conduct the detection, and you can upload up to 5 files at the same time. However, starting from the fourth upload in the same file folder, you will have to wait for 24 hours to see the result.

Q5 : After finishing the thesis originality detection, what are the procedures of applying for thesis defense? What documents do I need to turn in/submit?

A : Please contact your department for information about the procedures of thesis defense and the required documents.

Q6 : What should I do if I forget my Turnitin user name and password?

A : If you forget your user name, please contact Mr. Wen-Xian You in the Office of Research and Development (Extension number: 85051). If you forget your password, please go the login page and click “Forget your password?” to reset and recreate your password.

To view more FAQs, please visit the website: https://orad.ntue.edu.tw/zh_tw/7/QA



國立臺北教育大學 研究發展處
Office of Research and Development, National Taipei University of Education.

首頁 | 學校首頁 | 網站導覽 | 聯絡我們

關於本處 | 研究計畫及學術倫理 | 獎勵與補助 | 國際合作交流 | 國際學生專區 | 產學合作及專利 | 多元實務升等 | 教學實踐研究 | 活動及紀錄 | 法規及申請表

常見問題

● 瀏覽人次: 832

有關碩博士論文比對問題?

Q1: 論文比對結果報告需如何查看與修正?學校是否有通過標準?
A: 目前學校尚未訂通過標準。比對結果報告, 會以各議題色標註與其他論文相似之處, 建議可瀏覽標註的文字, 引注文獻來源或修正論文內容, 並與指導教授討論, 以符合學術倫理規範。

Q2: 在系統上送出申請已經逾七天, 為什麼尚未收到論文比對結果報告?
A: 比對作業工作至起算日以提交發展處認為全數收到則截止計時由後算, 以及系統關閉後關係延遲5個工作日。