


A large, stylized yellow sun with a smiling face, featuring two small black dots for eyes and a red rectangular nose.

110學年度外國新生入境辦理事項

A small blue icon resembling a flame or a stylized leaf.

To-do list for new foreign students to enter Taiwan

by Division of International Affairs

A small yellow icon resembling a leaf or a stylized flame.A small red icon resembling a flower with multiple petals.

準備期

1. 辦理居留簽證
2. 訂機票
3. 至銀行開戶，設定國外轉帳功能，並換領新臺幣隨身備用
4. 確認您的手機可以使用台灣SIM卡
5. 收到學校「許可函」及「境外生入境許可證明」(註1) 後存入手機，並印出紙本詳讀，且隨身攜帶。
6. 準備登機前3日核酸檢驗報告



「許可函」及「境外生入境許可證明」將於學生提供居留簽證、護照、航班等資訊後，由學校製作並e-mail給學生。

PREPARATION

1. Apply for visa.
2. Book flight ticket.
3. Open a bank account with the overseas withdrawal service, and take some NT dollars for backup.
4. Check if your phone is compatible with Taiwan SIM card.
5. After receiving the school's "Official Notice Document" and "Overseas Student Entry Permit Certificate" (note #1), store them in your phone, print them out and bring it with you.



Note: official notice document and overseas student entry permit certificate will be prepared by NTUE and email to students after students provide their residence visa, passport, flight and other information.

登機前

請確認你攜帶以下文件：

1. 護照 (效期六個月以上)
2. 簽證(需在有效期限)
3. 學校所發之「許可函」和「入境許可證明(請印出紙本)」
4. 登機前3日核酸檢驗報告
5. 錄取通知書






BEFORE BOARDING

Please make sure you bring the following documents with you:

1. Passport with 6 months or more validity.
2. Resident Visa (within the validity)
3. Official Notice Document & Overseas Students Entry Permit Certificate issue by NTUE (print it out with you).
4. COVID-19 RT-PCR test report within 3 days before boarding.
5. Letter of Admission.



下機後




1. 在機場電信櫃檯購買至少14天效期電話卡，於開通後盡快聯繫學校人員，並告知已抵達。請準備至少新臺幣1,000元購買電話卡。
2. 上網登入【**入境檢疫系統**(<https://hdhq.mohw.gov.tw/>)】
 - * 必須填寫未來14天可通話之手機號碼&檢疫地址。
 - * 【入境檢疫系統】填寫完成後，將以簡訊形式寄送「健康申報憑證」至你填寫的手機號碼。
 - * 於機場「繳交檢疫通知書」處，出示「健康申報憑證」畫面以供核對。
3. 提醒行李
4. 機場人員將核發「**家用快篩**」試劑給您，請妥善保管，遺失需另外自費購買。
5. 不出關，於境管區接受機場人員指引，搭乘防疫計程車至集中檢疫所。(於防疫旅館進行居家檢疫者，則須出關)。計程車依里程計費，**最高新臺幣3,500元，請隨身攜帶現金。**

註：1. 填寫入境檢疫系統時，會需要「檢疫地址」。住集中檢疫所者，地址將由學校於入境前一日提供給您；
「預計自機場返家方式」請勾選「防疫車隊」(機場排班計程車/租賃車)。
2. 學校人員聯絡方式，將另外提供(LINE或手機號碼)



AFTER GETTING OFF THE PLANE



1. Please purchase a phone card with a validity of at least 14 days at the airport telecommunications counter and contact the school once you activate your phone. (Please prepare at least NT\$1,000).
2. Log in to the **【Quarantine System for Entry (<https://hdhq.mohw.gov.tw/>)** on the Internet or fill in the “Health Declaration Form”.
 - *Must fill in the phone number that is available in the next 14 days and the quarantine address.
 - *After finishing the “Quarantine System for Entry”, the "Home Quarantine Declaration Certificate" will be sent to your phone number by text message.
 - *Present the "Home Quarantine Declaration Certificate" to the custom.
3. Pick up your luggage.
4. The airport staff will give you the **rapid home test**. Please keep it carefully. You will need to buy one if it's lost.
5. The airport staff will guide you to take the quarantine taxi. (**The fee is charged by taxi meter and is up to NT\$3,500. Please bring cash with you.**)

Note:

1. When filling in the “Quarantine System for Entry”, please select " Designated transport vehicle (airport taxi/rental car)" for " How to travel back home from the airport". The school will notify you of the group quarantine address 1 day before your arrival date.
2. Regarding contacting with NTUE, we will provide you line ID or phone number later.



入住檢疫所




1. 住集中檢疫所者，將於入住報到時進行第一次PCR檢測。住防疫旅館者，將由機場人員於機場幫你進行PCR檢測。
2. 領鑰匙、入住
3. 加入疫止神通 line: <https://page.line.me/591bumsp?openQrModal=true>

14天檢疫期間



1. 接聽身心關懷電話
2. 每日兩次回報體溫及健康情形
3. 第 10至 12天請用機場人員核發之家用快篩採檢
4. 第 12至 14天由集中檢疫所安排 PCR採檢

完成檢疫後



1. 自主健康管理7天(但須量體溫、戴口罩，並避免至校園及人群聚集之處)
2. 請於完成檢疫後15日內換發【外僑居留證 ARC】

註：外僑居留證 ARC換發流程，請參考：
https://orad.ntue.edu.tw/zh_tw/4/intl_Students/arc/?wiki=51861212

CHECK-IN GROUP QUARANTINE FACILITIES /HOTEL




1. For those who are quarantined at the group quarantine facilities, you will undergo the first PCR test when checking in. For those who are quarantined in hotels, the staff will help you with it at the airport.
2. Get keys and check in.
3. Add CDCC line:
<https://page.line.me/591bumsp?openQrModal=true>

14-DAYS QUARANTINE PERIOD



1. Answer the call for physical and mental care.
2. Report body temperature and health status twice a day
3. Take a rapid home test between the 10th day and 12th day of the quarantine period with the rapid test given by the airport staff.
4. Take a PCR test between the 12th and 14th day of the quarantine period.

AFTER COMPLETING QUARANTINE



1. Self-health Monitoring for 7 days (Do not enter the school and avoiding gathering)
2. Please renew your visa with ARC within 15 days after completing the 14-days quarantine.

About how to applying for ARC, please refer to:
https://orad.ntue.edu.tw/en/4/intl_Students/arc/?wiki=51861212